



We get you moving



EWAC workshop
Aquatic Therapy State-of-the-Art
Johan Lambeck, IATF
Djeddah, 11-10-2012



Network in which EWAC participates



- Ecebat: 1st European Conference on Evidence Based Aquatic Therapy
www.aquatherapy2013.org
- Aquaoutcome: Erasmus IP
- Ewac library: free articles, theses, aquatic PP
 - http://www.ewac.nl/html/index.php?page_id=133
- Indirect connections:
- Aquatic Health Benefits group of the WHO
- APTI: Aquatic Physical Therapy International of the WCPT www.wcpt.org/apti
- Association IATF www.halliwicktherapy.org





The importance of the right depth.
Th11 is an adequate depth for e.g.
gait training.
The level of Th11 depends on the
length of the patient.

Aquatic (Physical) Therapy (APT)



- APT is a programme, using mechanical and thermal characteristics of water during partial or complete immersion, in combination with the effects of movement. It evokes short-term and long-term adaptational mechanisms of a person with a deranged biological system, using specific stimuli to create biological and thus therapeutic effects (NPI, 2005)
- A therapy programme utilising the properties of water, designed by a suitably qualified physiotherapist specifically for an individual to improve function, carried out by appropriately trained personnel, ideally in a purpose built, and suitably heated hydrotherapy pool (ATACP, 2008)

Evidence Based Practice

- ▶ Based on Sackett DL, et al. Evidence Based Medicine: how to practice and teach EBM, 2000.



- 1. Clinical Questions: is AT legitimated?**
- 2. Search for Evidence: published research**
- 3. Critical Judgement: expertise and patient values**
- 4. Implementation: include an adequate environment**
- 5. Evaluation: Outcome measurements**

Best research evidence

- Clinically relevant research, often from the basis of medicine, but especially from **patient-centered clinical research** into the efficacy and safety of therapeutic, rehabilitative, and preventive regimes.
- **EWAC library**
- **Aqualit: 1700 references and pdf's about AT (KU Leuven)**

Aquatic exercise for treatment of knee and hip osteoarthritis

Bartels EM et al: Chochrane Library; 2009

Aquatic exercise appears to have some beneficial short-term effects for patients with hip and/or knee OA while no long-term effects have been documented.

No evidence was found for pain, walking ability or stiffness after end of treatment. No radiographic evaluation was performed

Pain	4	638	0.19	(0.04 – 0.35)
Function	4	648	0.26	(0.11 – 0.42)
Walking ability	2	355	0.18	(-0.03 – 0.39)
Stiffness	2	380	0.14	(-0.06 – 0.34)
Quality of life	3	599	0.32	(0.03 – 0.61)

Effects of aquatic interventions in children with neuromotor impairments

Getz M et al: Clin Rehabil; 2006

11 articles,
no RCT, 5
case reports

Investigated population	Number of trials	Number of participants	Mean age (years)
Rett syndrome	1	1	11
Neurological dysfunction	1	1	0.8
High-risk infants	1	3	0.3

There is evidence to suggest that hydrotherapy might improve respiratory function in children with cerebral palsy

In other aspects of activity and participation, further research of good design is needed

Triplegia		2	
Quadriplegia		21	
Ataxia/athetosis		8	
Muscular dystrophy	3	54	7
SMA type II		31	
SMA type III		20	
PMD		3	

SMA, spinal muscular atrophy; PMD, progressive muscular dystrophy.

Evidence for effective AT

- Hydrotherapy in neurology, e.g. MS, TBI, stroke, paediatric neurology have received little attention from researchers to date.
- Hands-on techniques were generally not included in the trials, thus no interactive practice of constantly reassessing the patient's responsive movements and adjustment of the technique.
- J. Geytenbeek, *Physiotherapy* (2002)

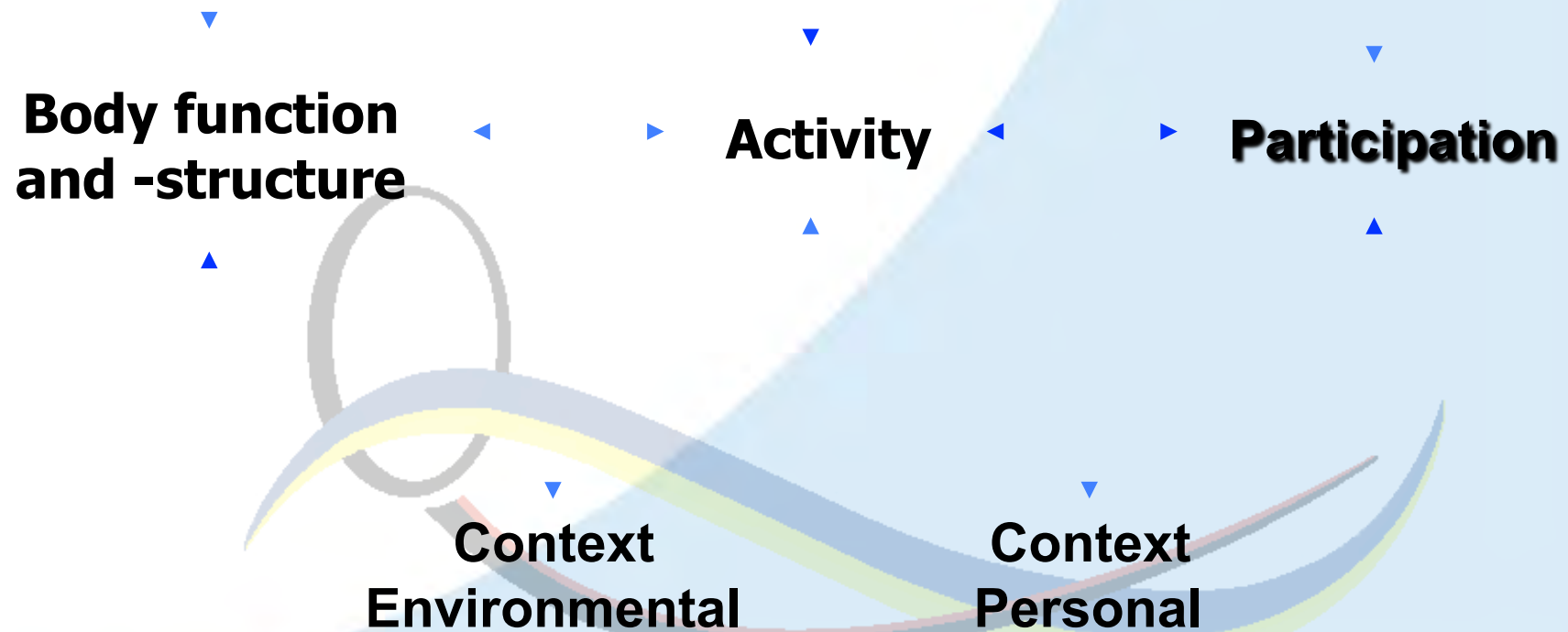
Patient values

- The unique preferences, concerns and expectations each patient brings to a clinical encounter and which must be integrated into clinical decisions if they are to serve the patient.
- >> patient is a swimmer



International classification of **function**, disability and health: **ICF** (WHO 2001)

Health problems



AT: level of body function, 1

- ROM
 - Single/multiple joints: spine and peripheral joints
 - Bones: scapula and pelvis
- Stability : see ROM
- Muscle strength
 - Isolated groups, trunk, one side of the body, one limb, all muscles etc



AT: level of body function, 2

- Muscle tonus, see strength
- Endurance
 - Isolated muscle groups, all muscles
- Involuntary movements
 - Righting, equilibrium, supporting
- Control voluntary movement functions
 - Complex voluntary movements
 - Supportive functions of arm or leg



AT: level of activity, 1

■ Change position

- Lying down
- Squatting
- Kneeling
- Sitting
- Standing
- Bending
- Shifting COG
- Rolling LRC
- Rolling CRC


■ Maintain position

- Lying
- Squatting
- Kneeling
- Sitting
- Standing
- gliding



AT: level of activity, 2

- Moving objects with the legs
 - Pushing and kicking
- Hand and arm use
 - Pulling and pushing
 - Reaching and grasping
- Walking and moving
 - Walking short distances, stop and turn
 - Different surfaces and around obstacles



AT: level of activity, 3

- Moving around
 - Entry and exit of the pool
 - Running and jumping
 - Swimming
- Moving with equipment
 - Scuba, mask and snorkel
 - Fins
 - Wetvest
- Respiratory functions
 - Breathing and blowing



ICF and AT

::

	Body function	Activity	Participation
Halliwick	✓	✓	✓
ATrelax	✓		
BRRM	✓		
Obstacles	✓	✓	
Fitness	✓		✓
Clinical Ai Chi	✓	✓	✓

AT is a stimulus therapy

- Mechanical
 - Flow: turbulence
 - Buoyancy (pressure)
 - Waves

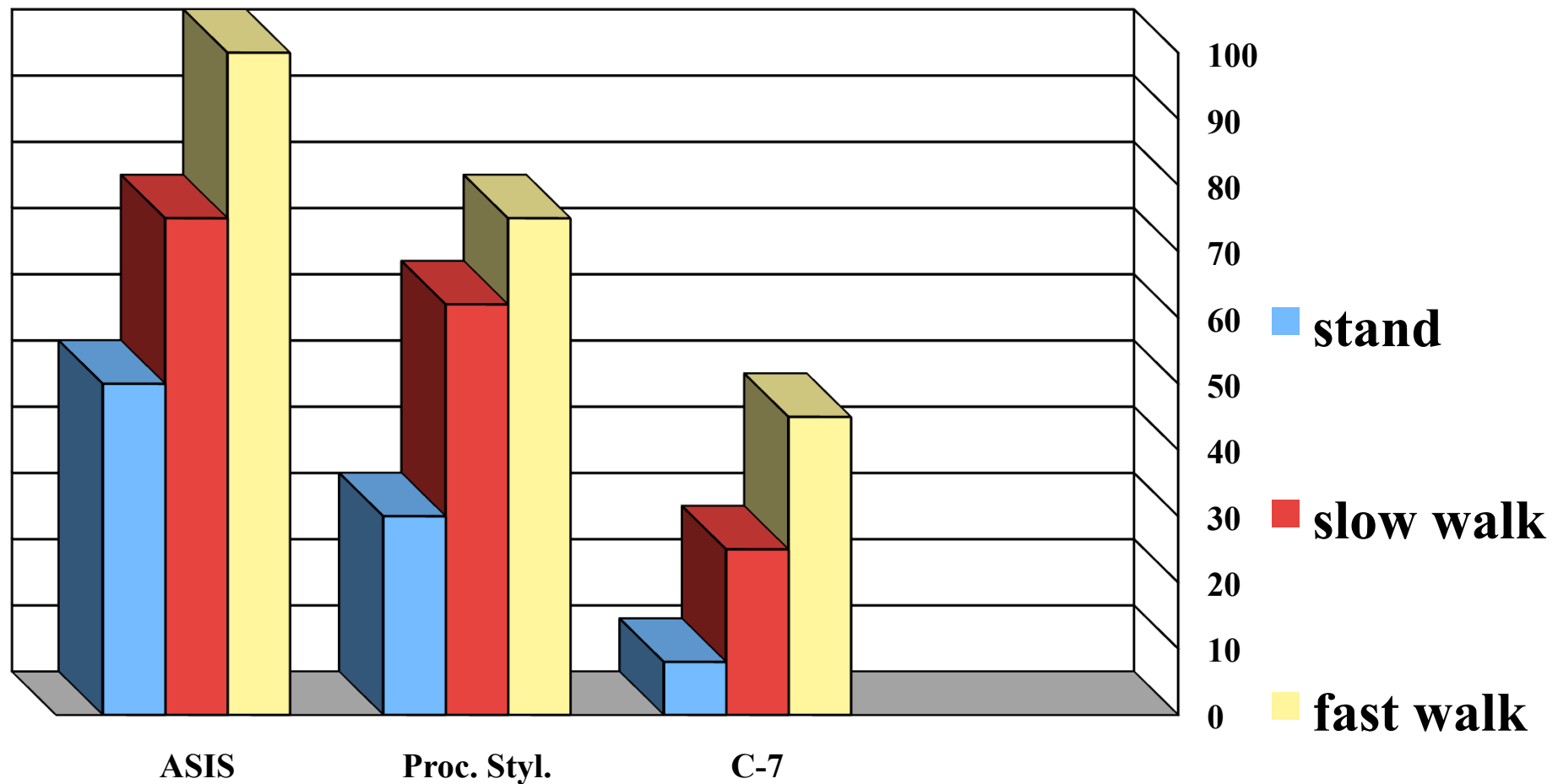
- Thermal

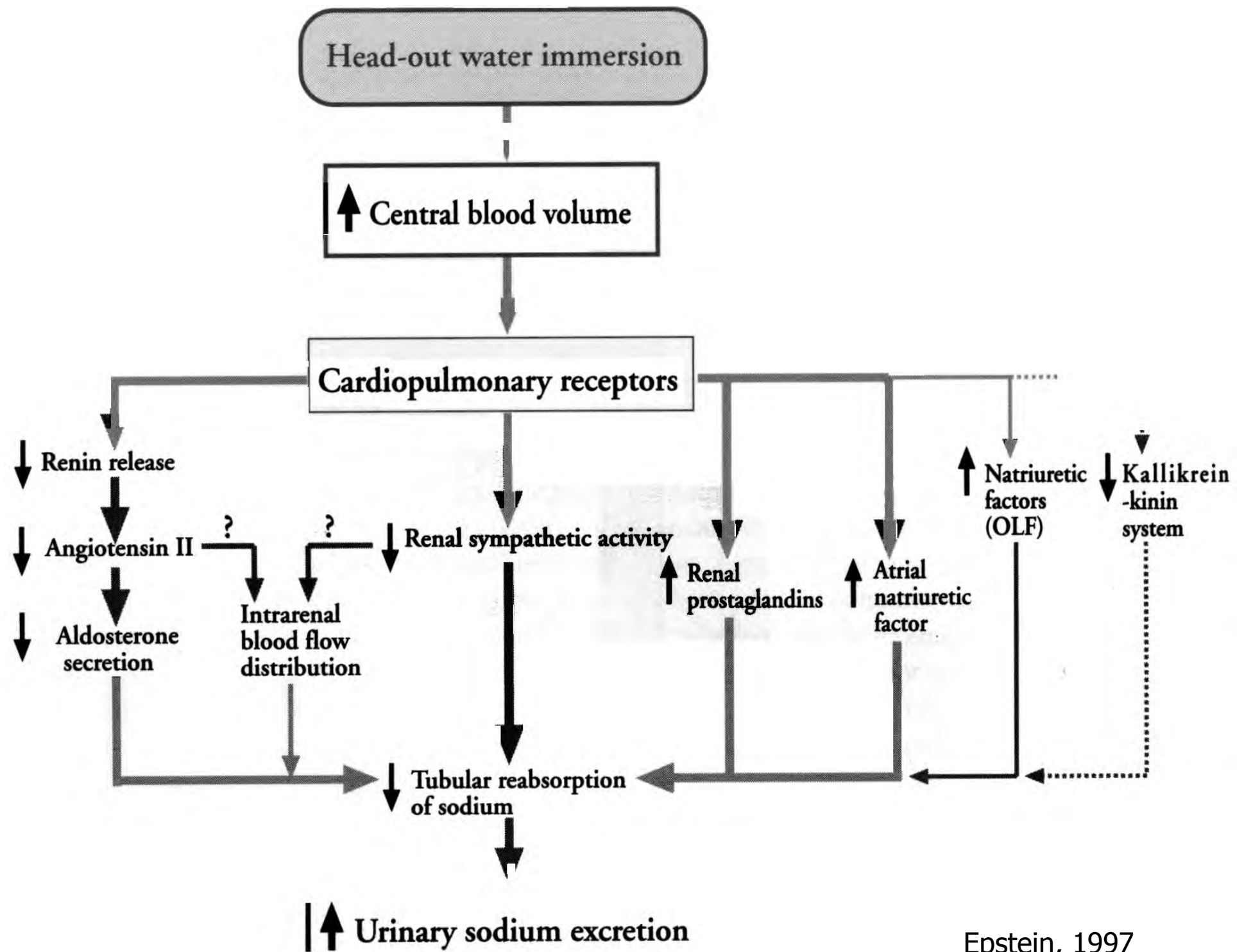
- Chemical



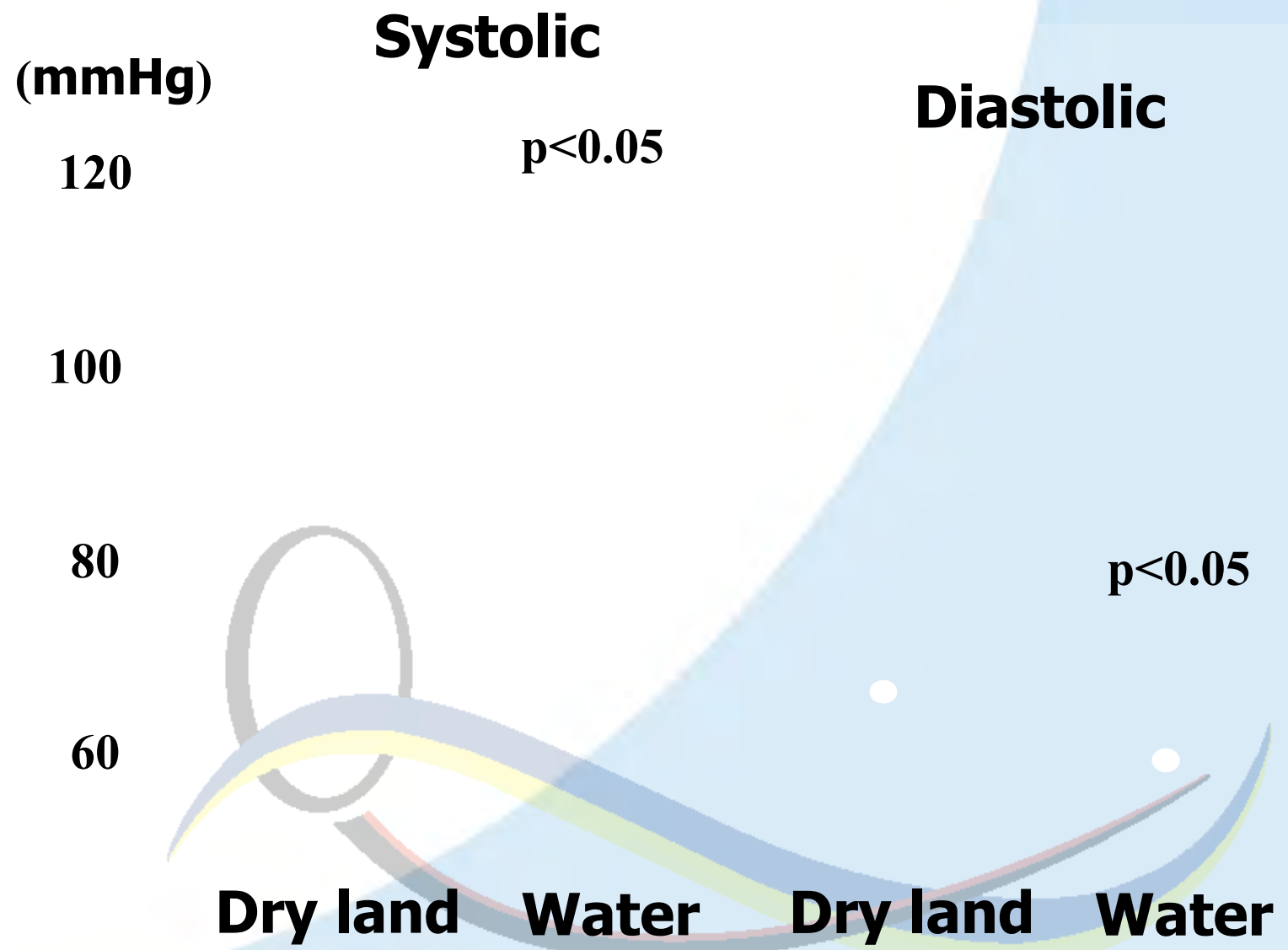
Unloading and resistance

Harrison R, J of Physiotherapy 1987





Blood pressure



Head-out Water Immersion

↑ Central blood volume

↑ Chest wall pressure

↑ Abdom. compression

↑ Pulmonary Vessel fill

↓ Chest circumference

↑ Diaphragm height

↓ Diffusion capacity

↑ Airway resistance

↓ Lung volume & VC

↓ Efficiency

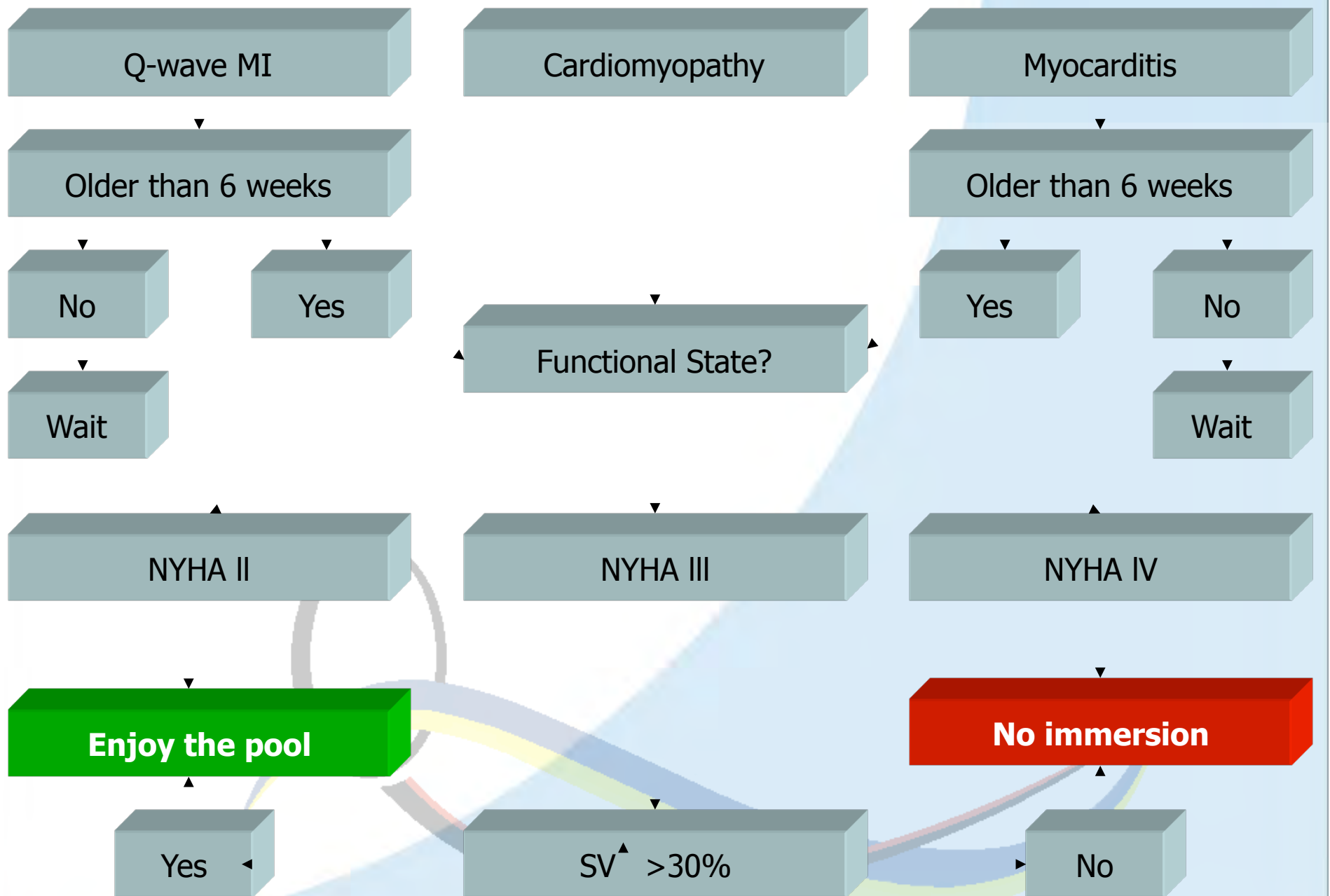
↓ P_{O_2}

↓ Expiratory flow rate

↓ Pulmonary compliance

Work of breathing increases by 60%

Clinical Algorithm for Aquatic Activity by Heart failure



Becker BE: 2010 adapted from Meyer K et al: 2008

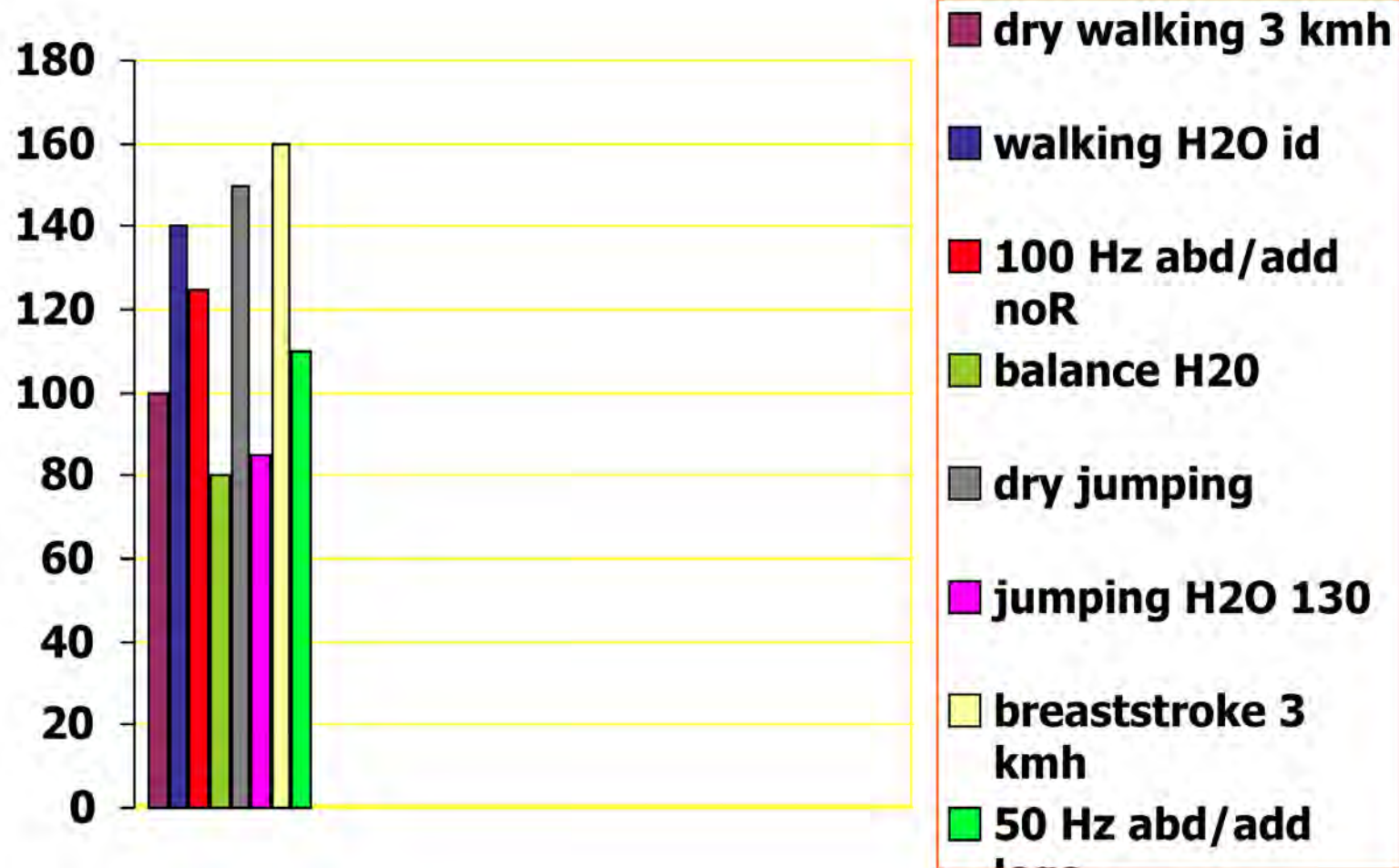


Physiologically high impact



Whitley & Schoene, 1987

Heart rate differences



Shoulder muscle activation during aquatic and dry land exercises in nonimpaired subjects

Kelly B et al: J Orthop Sports Phys Ther; 2000

•	Muscle	Test	30°/S	60°/S	90°/S
	Supraspinatus	Land	16.68	17.46	22.79
		Water	3.93	5.71	27.32
			P=.015	P=0.15	P=0.73
	Infraspinatus	Land	11.10	10.76	15.03
		Water	2.28	2.89	21.06
			P=.0325	P=.0524	P=.5566
	Subscapularis	Water	5.96	6.83	7.45
		Land	1.49	2.26	10.73
			P=.0072	P=.0346	P=.2421
	Anterior deltoideus	Water	15.88	18.82	22.09
		Land	3.61	4.49	32.83
			P=.0047	P=.0273	P=.3273

Percentage of maximal voluntary contraction

So: what does water do?

- **Water:**
- Provides proprio- en exterosensory input
- Provides an equilibrium problem
- Offers variation
- Stimulates activity
- Motivates (often)
- Has physiological effects



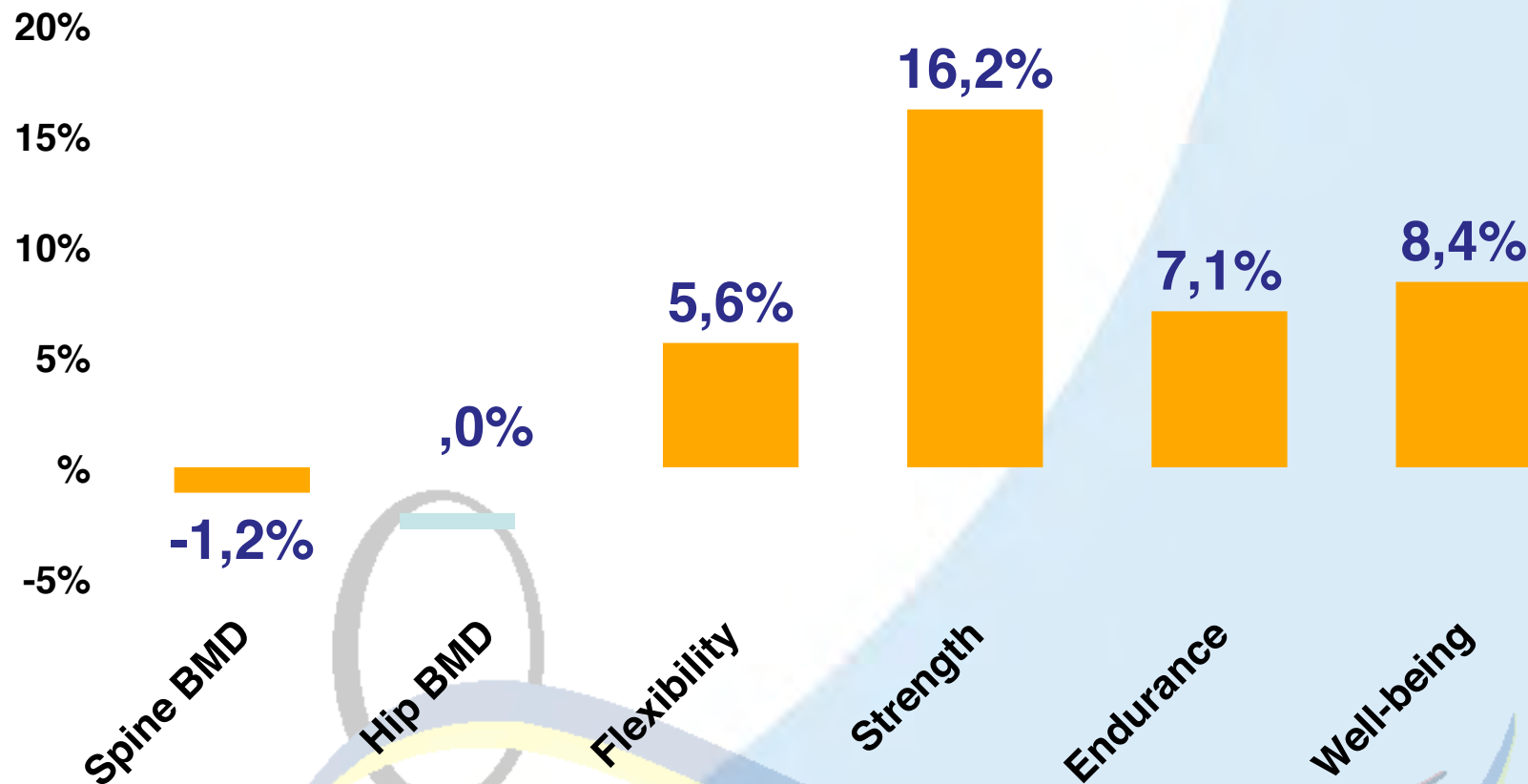
Advantages

- Water is a pain reducing environment
- Stiffness of connective tissue decreases
- No crutches have to be used
- Water gives variable resistance
- Water is safe and gives thinking time
- Water provides rhythm and directs motion
- Impact: mechanically low / physiol. high



Aquarobic Effect on BMD, Fitness & Well-being @1 year

77 females, ages 50-70, 1 hour/day, 3 days per week, 12 months



Bravo, Gauthier et al, Arch PMR, 78, 1375-80,1997

Osteoporosis

N = 97 healthy menopausal Japanese women

Veterans: 35 months exercising 2-3/w

Newcomer: 3.5 w start 2-3/w

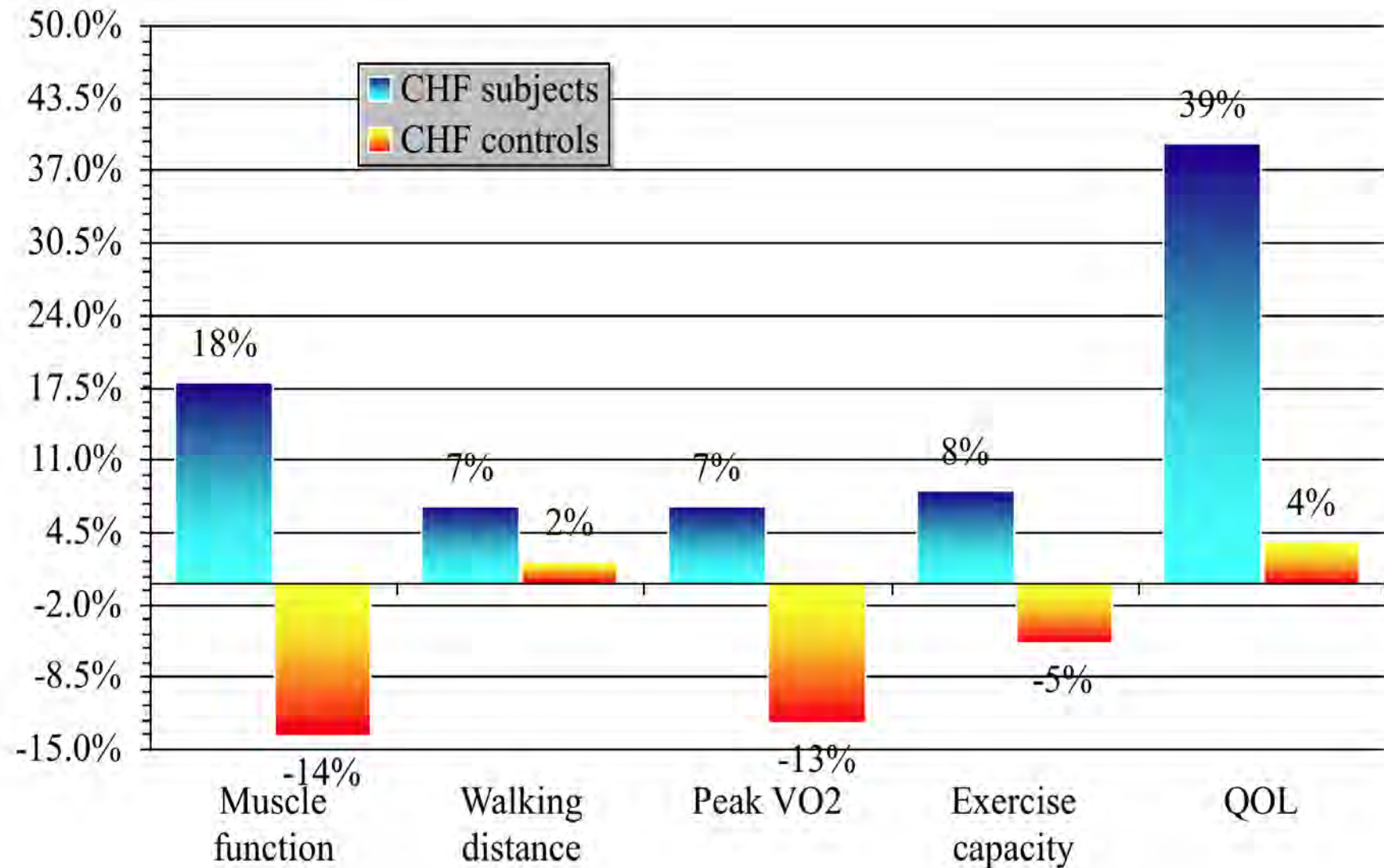
Control: no exercise

Results:

BMD	Veterans	Newcomer	Control
Start	0.832 g/cm ²	0.766 g/cm ²	0.783 g/cm ²
1 Year	+0.27%	+0.75%	-2.72%

Aquatic Exercise in CHF

25 pts with CHF, 8 weeks training at 3 times per week



Case: adult CP diplegia

- 3/wk, 10 weeks vigorous AT
- Resistive ex. LE, waterwalking, stretch
- Unconditioned, short distance walking with calipers
pretest: 20m Posttest: 140m
- Endurance increased with 450%
- Walking: farther and faster
- Strength increased with 100%
- Independent stance/walk without calipers
- Functional reach
 - Pretest 0 inch, no independent stance
 - Posttest direct: 7 inch
 - Posttest 11 weeks: 6 inch


– Thorpe & Reilly, JAPT 2000



The influence of Ai Chi on balance and fear of falling among older adults

Rita Teixeira¹, Laura Pérez², Johan Lambeck³, Francisco Neto⁴





	Intragroup p-values		Intergroup p-values	Intergroup ES (d)
	Ai Chi	Controls		
FES	0.306	0.011*	0.001*	1.5
POMA total	0.001*	0.254	0.002*	1.3
POMA balance	0.001*	0.230	0.001*	1.4
POMA gait	0.001*	0.202	0.004*	1.1

* = significant, $\alpha = 0.05$


Inclusion criteria for hydrotherapy

- There is a generalised problem with multi-local involvement
- No possibility to enhance physical fitness on dry land
- There is a lower extremity problem, weight reduction is needed
- The autonomous system needs tuning in a stress inhibiting environment



Exclusioncriteria

- The contract ends
- The normvalues have been reached
- The goals have been met
- There are new contra-indications



Methods

- Halliwick
- Bad Ragaz Ringmethod
- ATrelax
- Conventional hydrotherapy
- Clinical Ai Chi, obstacles
- Manipulative therapy in water
- Underwater elongation of the spine
- Fitness in water, incl swimming
- Feldenkrais
- Hubbardtanks etc
-

**Halliwick
Mental
Adjustment**



**Balance
Control**



**Water
Specific
Therapy**



Movement



**(Adapted) Aquatics
for
Sports and Leisure**



**Obstacle course
Ai Chi**

**Bad Ragaz Ring M
AquaTrelax**



Halliwick: Ten Points

- Mental Adjustment
- Sagittal Rotation Control
- Transversal Rot. Control
- Longitudinal Rot. Contr.
- Combined Rot. Contr
- Upthrust
- Balance in Stillness
- Turbulent Gliding
- Simple Progression
- Basic Movement
- M A and Disengagement
- Balance Control and dis
- Movement and dis.

Sagittal Rotation Control

Can be used to:

facilitate righting reactions

facilitate equilibrium reactions

automatic movements in general

lengthening of the trunk or


stabilization of joints



BIS: oblique abdominal activation




Voluntary and involuntary movements



Hold the kickboard:
Active movement, pre setting,
double task

Hold the kickboard:
Active movement, reactive adaptation to
disturbed balance, double task



Close chain and open chain



Close chain situation:

Five fix points, relative stable position, little body control

Open chain situation:

No fix point, free movement, full body control, instable







The Bad Ragaz Ring Method







Aqua-T-Relax



Thank you very much for your attention

